

Emille

The logo for 'Emille' features the name in a bold, orange, sans-serif font. The letter 'l' is replaced by a stylized character with a red body, a purple head, and a smiling face with large blue eyes. The character has small red and purple circular accents on its body.

ADMIN

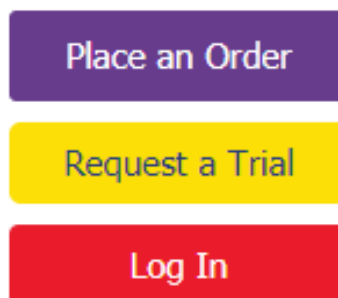
USER GUIDE

Admin User Guide:.....	2
Request Trial or place order:	2
Logging in:.....	4
Adding teachers and students:	4
Send list of pupils to Emile:.....	4
Troubleshooting:.....	6
Contact Us:.....	7

[Admin User Guide:](#)

School admins can set up Emile for the teachers. Admins can assign accounts for teachers and pupils, keep up to date with updates and new games.

[Request Trial or place order:](#)



To request a trial:

We always suggest new clients to request a trial. No charges will be made without making an explicit order.

To request a trial simply follow the instructions on the trial page. You will then receive a confirmation email with all your details.

It is important to remember that whoever requests the trial will be automatically assigned the admin role – however this can be changed.

Resources you want to try:

- Addition with Emile
- Algebra with Emile
- Fractions, Decimals & Percentages with Emile
- Geometry with Emile
- Grammar with Emile
- Measurements with Emile
- Multiplication Tables Check with Emile
- Number Sense with Emile
- Place Value with Emile
- Phonics with Emile
- Roman Numerals with Emile
- Spelling with Emile
- Statistics with Emile
- Times tables with Emile
- Numeracy Intervention with Emile

To place an order:

All our prices are per annum, are exclusive of VAT and cover whole school licences. We also provide a 10% discount for a subscription of 2 years and a 15% discount for a subscription of 3 years or more.

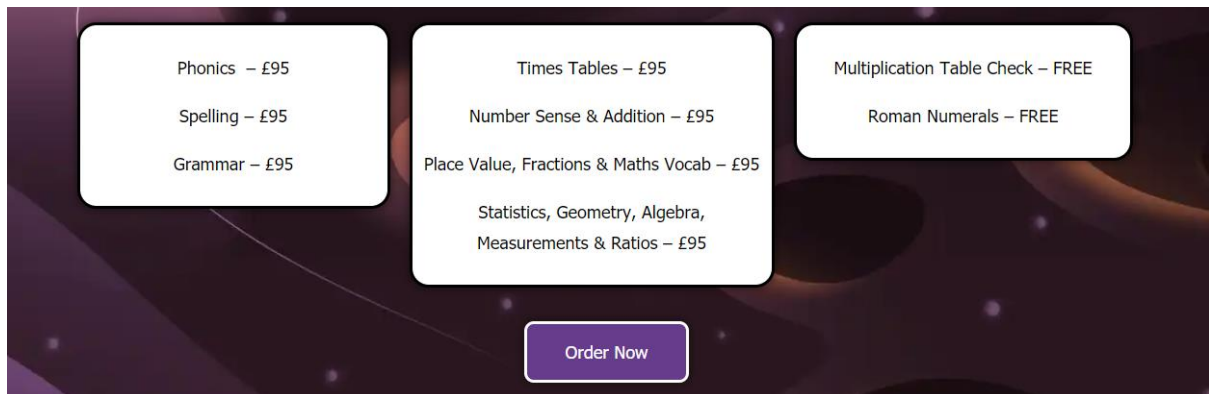
Order

By placing an order below, an email will be sent to our sales team for review & acceptance. We endeavour to send a receipt for your order by email within 1 working hour Monday-Friday. If the order is accepted, an invoice will be sent by email. Our payments terms are 30 days.

We will link your newly purchased account to your trial account so no data, usernames or passwords are lost. (Please see our data protection policy for details as to when we delete this data.)

If you have any questions, please get in [touch](#).

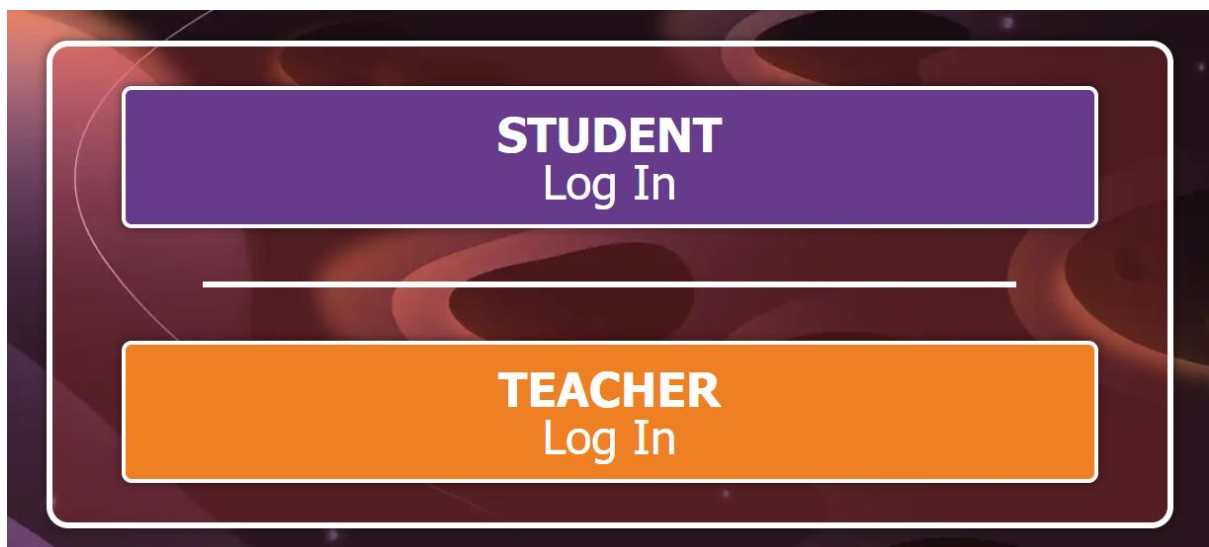
Select the resources you would like to purchase, put in your school details and place your order!



The image shows a selection of educational resources for purchase. It features three white boxes on a dark purple background with a starry pattern. The first box on the left lists 'Phonics – £95', 'Spelling – £95', and 'Grammar – £95'. The middle box lists 'Times Tables – £95', 'Number Sense & Addition – £95', 'Place Value, Fractions & Maths Vocab – £95', and 'Statistics, Geometry, Algebra, Measurements & Ratios – £95'. The third box on the right lists 'Multiplication Table Check – FREE' and 'Roman Numerals – FREE'. Below these boxes is a purple button labeled 'Order Now'.

Logging in:

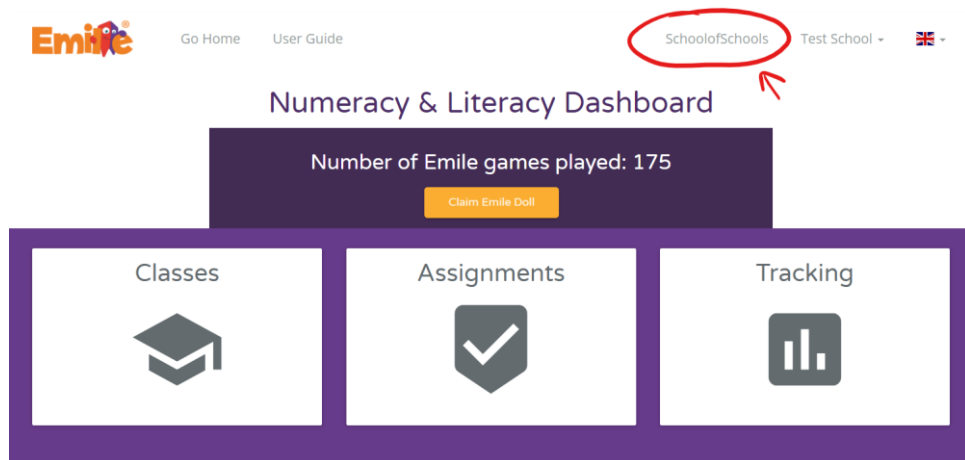
Admins should log in through the teacher portal, this will give them access to the teacher dashboard.



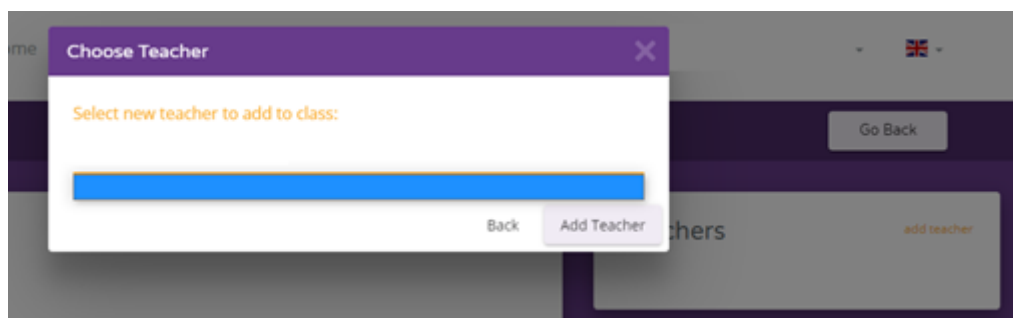
The image shows a login interface with two main buttons. The top button is purple and labeled 'STUDENT Log In'. Below it is a horizontal white line. The bottom button is orange and labeled 'TEACHER Log In'. The background is dark purple with a starry pattern.

Adding teachers and students:

Teachers can be added, deleted and managed by clicking on Your School Name at the top of the page.



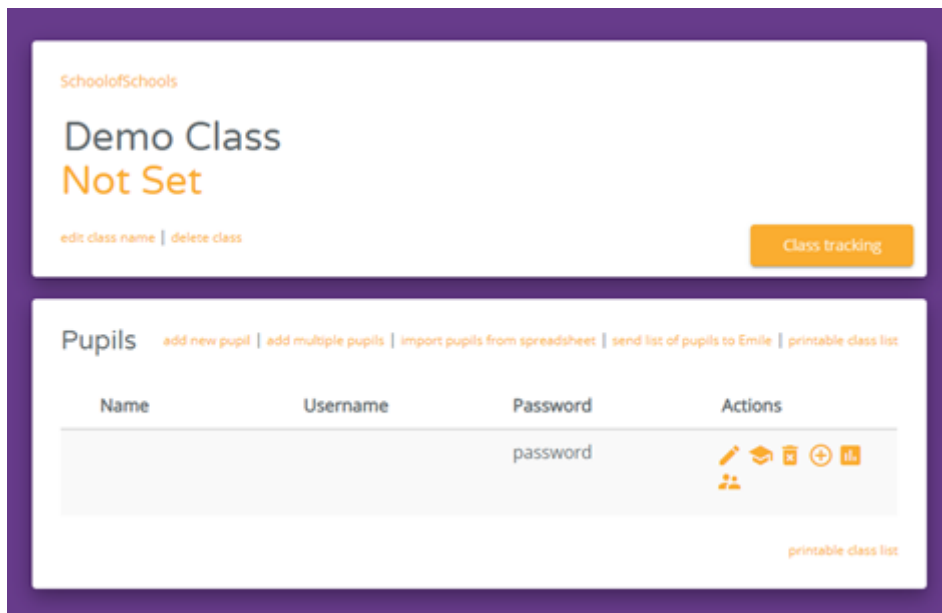
School Admins can see all students and classes in a school. You can set the teachers roll



[Uploading/Creating Pupil Accounts:](#)

There are several ways to upload/create pupil accounts.

- **“Send a list of pupils to Emile”.**
 - Upload the class or even the whole school list and Emile's staff will make sure the classes are set up appropriately.
- **“Import pupils from Spreadsheet”**
 - Click on **“import pupils from spreadsheet”** and download the sample .csv file by clicking the button highlighted in the image on the right.
 - Opening the file gives three columns: Pupil name, Username and Password.
 - Create a set of usernames and passwords for your pupils.
 - **Please note** that if after you've uploaded the file a red triangle appears on the left of a pupil's account, a username has been duplicated.
 - To fix this simply alter the username. The password can remain the same.



Troubleshooting:

Troubleshooting

Please ensure that <https://games.emile-education.com> is accessible using a web browser such as Chrome or Internet Edge, and also the browser version <https://web.emile-education.com>

In some very secure network, it may be necessary for your network manager to whitelist or make exceptions to certain sites.

To host the multiplayer competitions we also use the following URLs: <https://config.uca.cloud.unity3d.com> and <https://cdp.cloud.unity3d.com> You may need to request that these sites are also whitelisted.

On sites where there are managed firewalls/proxy servers it may be necessary to put an exception in the firewall for the sites: <https://games.emile-education.com> <https://config.uca.cloud.unity3d.com> and <https://cdp.cloud.unity3d.com>

The Wonde log in system uses <https://edu.wonde.com> and <https://api.wonde.com>

Should this not solve the issue please let us know, contact us!

Contact Us:

If you are still in doubt or have any questions don't hesitate on reaching out to us!

Hello@Emile-Education.com

29-31 Knowsley Street,

Bolton,

BL1 2AS, UK

Phone: [+44\(0\)1204 224 296](tel:+44(0)1204 224 296)

Or on our Socials:

Twitter: [@education_emile](https://twitter.com/education_emile)

Facebook: [@EducationEmile](https://www.facebook.com/EducationEmile)

Instagram: [@educationemile](https://www.instagram.com/educationemile)